



# Wildlife movement fencing guidelines

Your development approval and/or subsequent approvals may require that you install fencing to ensure wildlife movement is not compromised. Brisbane City Council may request fencing types such as fauna friendly fencing, pet exclusion fencing and/or fauna exclusion fencing.

This guide provides information and examples of Council recommended fencing.

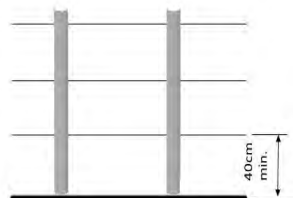
## Fauna-friendly fencing

The purpose of this type of fencing is to allow for fauna movement below and/or over a fence, and help wildlife such as koalas, birds, kangaroos, wallabies, lizards, goannas, and sugar gliders.

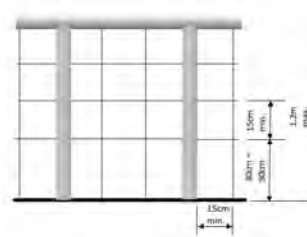
Gapped timber paling fence



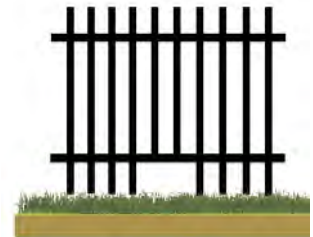
Strand fence



Box wire fence



Powder coat fence with gap



- Fence should be no greater than 1.2 m in height.
- Increase planting of native trees and shrubs along either side of fencing lines to provide refuge for wildlife.
- For box-wire fences, ensure that squares are no less than 15 cm.

- Allow a gap between the ground and first rail/bottom of fence to be minimum of 30 cm, 40 cm if designing for koalas, and 50 cm for larger macropods.
- Allow gaps (between every other rail) to be a minimum of 30 cm.
- Provide a maximum of 10 cm wide horizontal panels.

*Note: Where a development approval has bushfire management requirements, use non-combustible fencing materials such as strand and box wire, powder coat and other types of metal fencing.*

## Pet exclusion fencing

Pet exclusion fencing acts to prevent domestic animals, including dogs, from leaving their property and entering areas where wildlife may be present.

- Pet exclusion fencing should be a minimum of 1.5 m in height.
- Fencing must be continuous with no gaps greater than 50 mm.
- Metal sheeting and corrugated iron must be capped.



## Fauna exclusion fencing

The purpose of fauna exclusion fencing is to exclude wildlife from entering unsafe areas including roads and residential properties where domestic animals (such as dogs) may be present.

- Fauna exclusion fencing should be a minimum of 1.5 m in height.
- Fencing must not have any gaps greater than 50 mm.
- Use panelling, smooth metal or perspex sheets of at least 600 mm in width or floppy top design.



## Items to note

- Where a development approval has bushfire management requirements, use fencing materials that are non-combustible, including strand and box wire, powder coat and other forms of metal fencing.
- Please maintain fences to ensure they do not fall into disrepair and allow animals to pass through. Gates must always be closed.
- Where possible, do **not** plant trees and shrubs within 3 metres of an exclusion fence.
- Existing vegetation must be maintained which may trigger the requirement for a permit under Council's *Natural Assets Local Law (2003)*.

## More information

For more information on supportable fencing types, please contact Council by:

📞 **phoning** our Contact Centre on **3403 8888**

🌐 **emailing** the Development Services team at **specialistservices@brisbane.qld.gov.au**

✉️ **writing** to Brisbane City Council at GPO Box 1434, Brisbane QLD 4001.

**Brisbane City Council**  
GPO Box 1434  
Brisbane Qld 4001



Printed on sustainable paper



CA23-1097963-03-6629  
©2023 Brisbane City Council

🌐 **brisbane.qld.gov.au**  
📞 3403 8888

📘 /BrisbaneCityCouncil  
🐦 @brisbanecityqld  
📷 @brisbanecitycouncil

Every effort is made to ensure that information is correct at time of printing