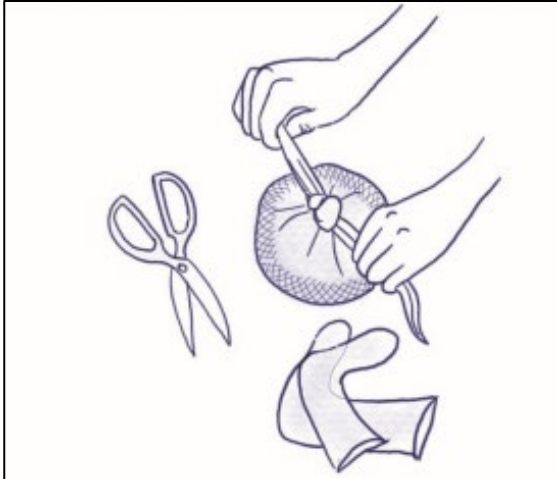


# How to make a dip net

## What you will need:

- Pair of tights
- Wire coat hanger
- Bamboo cane
- Needle
- Strong thread

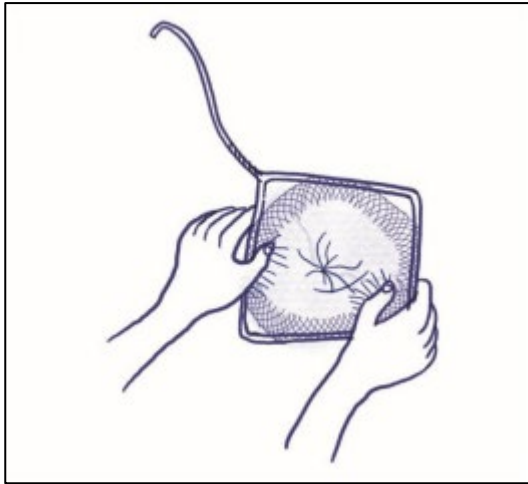


1. Cut off two thirds of the legs of the tights. Tie knot with the remaining legs to fabricate a net.

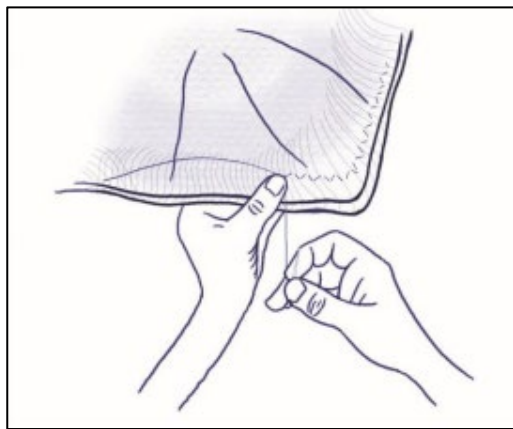


2. Manipulate the wire of the coat hanger into a square shape.

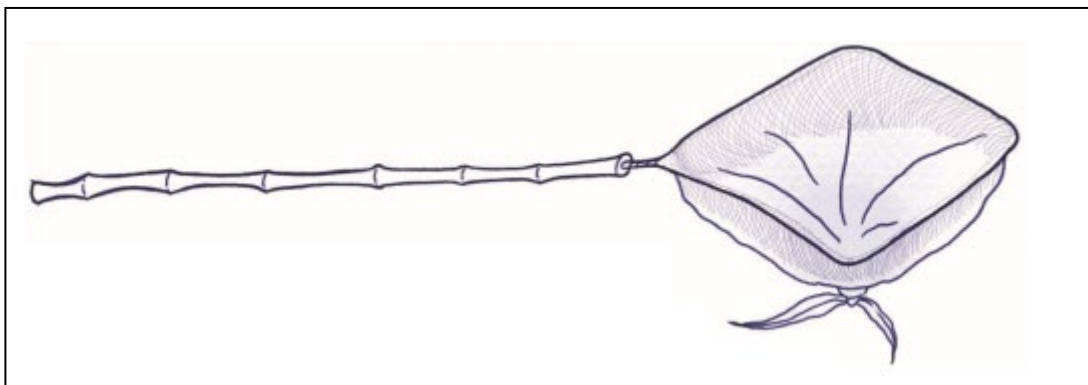




**3.** Straighten the hook and stretch out the waist of the tights over the wire frame.



**4.** The wire serves as a frame to wrap the tights around. Run a stitch around the perimeter of the frame to secure the tights in place.



**5.** Insert the straightened hook into the bamboo cane. As an option, secure it with heavy duty tape. Now it is time to go dipnetting!